

### ⚡ Specifications

#### Nominal Voltage(V)

12V

#### Nominal Capacity

20 hour rate	(6.5A	to	10.50V)	130Ah
10 hour rate	(13A	to	10.50V)	130Ah
5 hour rate	(22.1A	to	10.20V)	110.5Ah
1 hour rate	(78A	to	9.60V)	78Ah
1C	(130A	to	9.60V)	82.33Ah

#### Weight

Approx. 43.0kg(94.6Lbs.)

#### Internal Resistance (at 1KHz)

Approx. 5 mΩ

#### Maximum Discharge Current for

5 seconds:1300A

#### Charging Methods at 25°C(77°F)

Cycle use:

Charging Voltage 14.4 to 15.0V

Coefficient -5.0mV/°C/cell

Maximum Charging Current : 39A

Standby use:

Float Charging Voltage 13.5 to 13.8V

Coefficient -3.0mV/°C/cell

#### Operating Temperature Range

Charge -15°C(5°F) to 40°C(104°F)

Discharge -15°C(5°F) to 50°C(122°F)

Storage -15°C(5°F) to 40°C(104°F)

#### Charge Retention (shelf life) at 20°C(68°F)

1 month 98%

3 month 94%

6 month 85%

#### Case Material

ABS UL94 HB

Option: Flammability resistance of (UL94 V-0)

#### Design Life

EUROBAT(20°C) : >12 YEARS VERY LONG LIFE

#### Terminal

F8



### ⚡ Dimensions

#### Length (L)

352±<sup>2</sup><sub>1</sub> (13.86±<sup>0.08</sup><sub>0.04</sub>)

#### Width (W)

170±<sup>2</sup><sub>1</sub> (6.69±<sup>0.08</sup><sub>0.04</sub>)

#### Height (H)

273±<sup>2</sup><sub>1</sub> (10.75±<sup>0.08</sup><sub>0.04</sub>)

#### Overall Height (HT)

278±<sup>2</sup><sub>1</sub> (10.95±<sup>0.08</sup><sub>0.04</sub>)

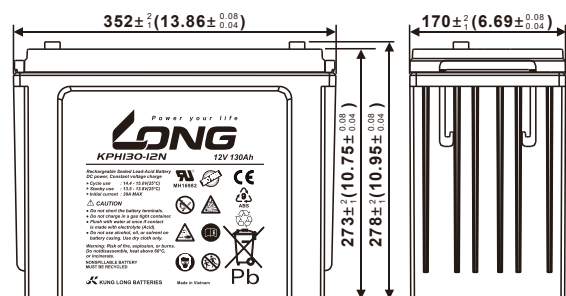
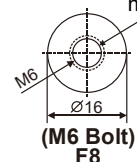
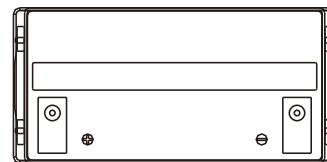
#### Description of torque value of hardware for the terminals:

Recommended torque value

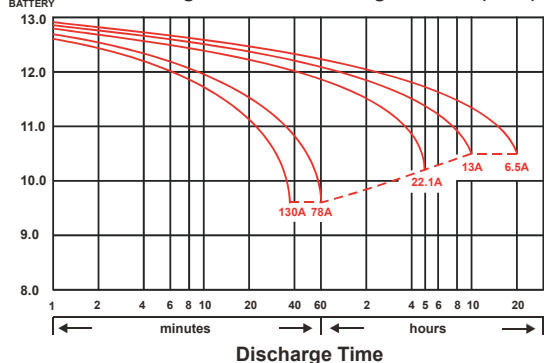
M6: 7 N-m (71 kgf-cm)

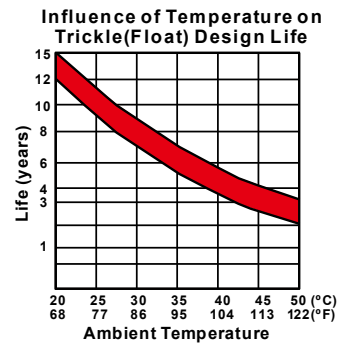
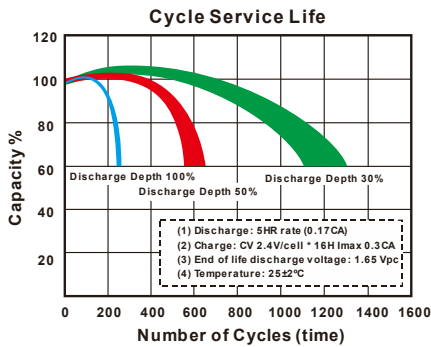
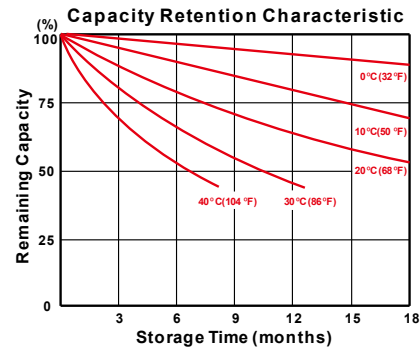
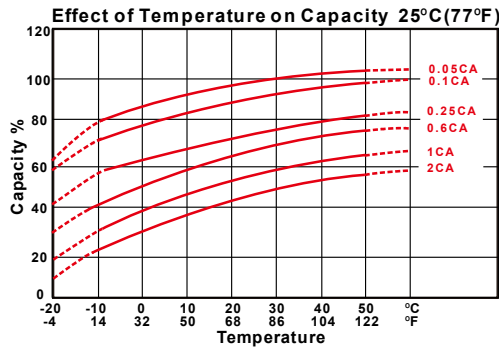
Maximum allowable torque value

M6: 10 N-m (102kgf-cm)  
mm(inch)



(V) FOR 12V BATTERY Discharge Time VS. Discharge Current (25°C)





### - PERFORMANCE DATA

#### Discharge Rates in Watts to Various End Voltages at 25°C(77°F)

End Voltage		1.85V	1.80V	1.75V	1.70V	1.67V	1.65V	1.60V
15	min	345	364	389	408	415	423	435
30	min	223	257	261	271	275	278	283
60	min	143	149	155	159	160	161	163
120	min	82.0	85.2	88.2	90.7	91.7	92.8	94.5
180	min	62.7	65.0	67.3	69.2	70.0	71.0	72.3
240	min	48.7	51.7	53.5	55.0	55.5	56.2	57.2
300	min	42.3	44.7	46.2	47.3	47.7	48.2	48.8
600	min	24.3	25.3	26.0	26.7	26.8	27.2	27.5
1200	min	12.0	12.5	12.9	13.2	13.3	13.5	13.5

#### - Discharge Rates in Amperes to Various End Voltages at 25°C(77°F)

End Voltage		1.85V	1.80V	1.75V	1.70V	1.67V	1.65V	1.60V
15	min	182	211	232	247	250	256	262
30	min	113	128	136	143	145	147	152
60	min	57.8	66.4	73.5	78.9	80.1	81.4	83.6
120	min	37.4	42.4	44.7	45.8	46.5	47.3	48.6
180	min	28.4	31.3	34.4	35.0	35.5	36.2	37.2
240	min	22.4	24.6	27.1	27.7	28.0	28.4	28.9
300	min	20.7	22.0	22.9	23.5	23.7	23.9	24.2
600	min	12.0	13.0	13.1	13.1	13.2	13.2	13.3
1200	min	6.00	6.50	6.57	6.63	6.70	6.74	6.78

All data on the spec. sheet is an average value:

The tolerance range :  $X < 6\text{min}$ (+15%~-15%),  $6\text{min} \leq X < 10\text{min}$ (+12%~-12%),  $10\text{min} \leq X < 60\text{min}$ (+8%~-8%),  $X \geq 60\text{min}$ (+5%~-5%)

140525-1P