

⚡ Specifications

Nominal Voltage(V)

12V

Nominal Capacity

20 hour rate	(7.5A to 10.50V)	150Ah
10 hour rate	(14.25A to 10.50V)	142.5Ah
5 hour rate	(25.5A to 10.20V)	127.5Ah
1 hour rate	(90A to 9.60V)	90Ah
1C	(150A to 9.60V)	95Ah

Weight

Approx. 46.0kg(101.2Lbs.)

Internal Resistance (at 1KHz)

Approx. 4 mΩ

Maximum Discharge Current for

5 seconds:1500A

Charging Methods at 25°C(77°F)

Cycle use:	
Charging Voltage	14.4 to 15.0V
Coefficient -5.0mV/°C/cell	
Maximum Charging Current :	45A
Standby use:	
Float Charging Voltage	13.5 to 13.8V
Coefficient -3.0mV/°C/cell	

Operating Temperature Range

Charge	-15°C(5°F) to 40°C(104°F)
Discharge	-15°C(5°F) to 50°C(122°F)
Storage	-15°C(5°F) to 40°C(104°F)

Charge Retention (shelf life) at 20°C(68°F)

1 month	98%
3 month	94%
6 month	85%

Case Material

ABS UL94 HB

Option: Flammability resistance of (UL94 V-0)

Design Life

EUROBAT(20°C) : >12 YEARS VERY LONG LIFE

Terminal

F8



⚡ Dimensions

Length (L) 352 ± 0.08 (13.86 ± 0.04)

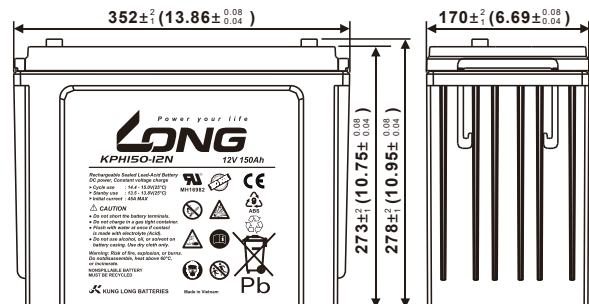
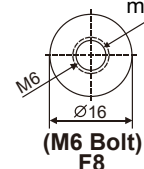
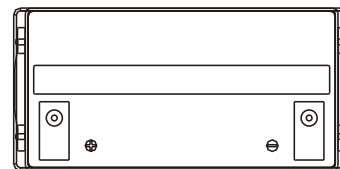
Width (W) 170 ± 0.08 (6.69 ± 0.04)

Height (H) 273 ± 0.08 (10.75 ± 0.04)

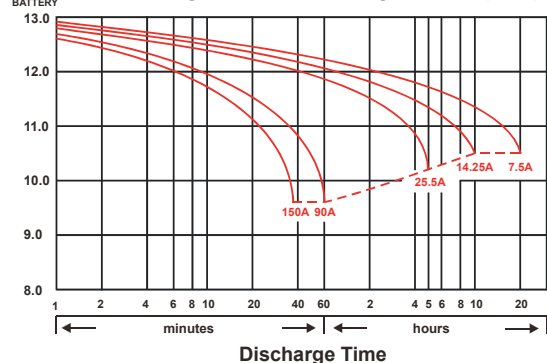
Overall Height (HT) 278 ± 0.08 (10.95 ± 0.04)

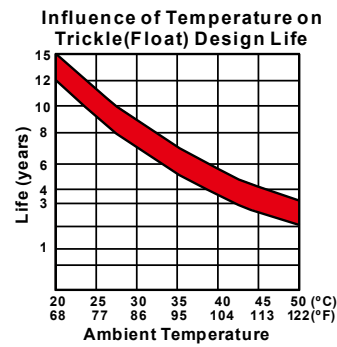
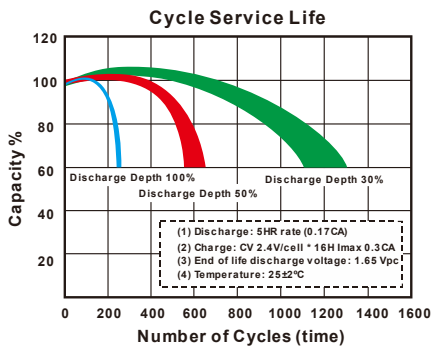
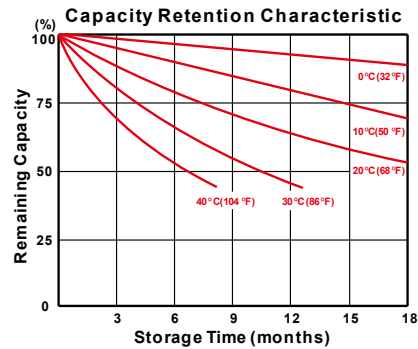
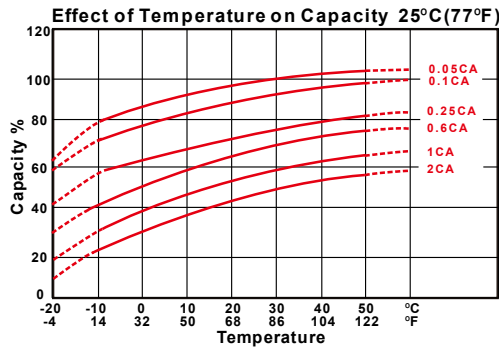
Description of torque value of hardware for the terminals:

Recommended torque value M6: 7 N-m (71 kgf-cm)
 Maximum allowable torque value M6: 10 N-m (102 kgf-cm)
 mm(inch)



(V) FOR 12V BATTERY Discharge Time VS. Discharge Current (25°C)





- PERFORMANCE DATA

Discharge Rates in Watts to Various End Voltages at 25°C(77°F)

End Voltage		1.85V	1.80V	1.75V	1.70V	1.67V	1.65V	1.60V
15	min	443	468	487	505	513	522	537
30	min	259	272	282	292	296	300	308
60	min	155	164	170	174	176	177	179
120	min	83.8	89.0	91.8	94.2	95.2	96.5	98.5
180	min	68.7	73.2	75.5	77.7	78.7	79.8	81.3
240	min	56.0	59.0	60.8	62.2	62.7	63.3	64.3
300	min	48.2	50.2	51.5	52.7	53.0	53.5	54.2
600	min	28.5	29.7	30.7	31.5	31.7	32.2	32.7
1200	min	15.1	15.6	16.0	16.4	16.5	16.7	16.8

- Discharge Rates in Amperes to Various End Voltages at 25°C(77°F)

End Voltage		1.85V	1.80V	1.75V	1.70V	1.67V	1.65V	1.60V
15	min	218	246	265	278	283	289	306
30	min	119	131	141	149	152	155	160
60	min	70.7	79.6	82.8	85.2	86.5	87.9	90.0
120	min	37.5	44.2	45.9	47.1	47.6	48.2	49.1
180	min	32.6	36.2	37.5	38.6	39.1	39.6	40.2
240	min	25.8	28.7	29.8	30.7	31.0	31.3	31.7
300	min	23.9	24.8	25.5	26.1	26.2	26.6	26.9
600	min	14.4	15.0	15.3	15.5	15.6	15.8	15.9
1200	min	7.43	7.62	7.76	7.90	7.95	8.01	8.06

All data on the spec. sheet is an average value:

The tolerance range : $X < 6\text{min}$ (+15%~-15%), $6\text{min} \leq X < 10\text{min}$ (+12%~-12%), $10\text{min} \leq X < 60\text{min}$ (+8%~-8%), $X \geq 60\text{min}$ (+5%~-5%)

140525-10