

⚡ Specifications

Nominal Voltage(V)

6V

Nominal Capacity

20 hour rate	(0.6A to 5.25V)	12Ah
10 hour rate	(1.14A to 5.25V)	11.4Ah
5 hour rate	(2.04A to 5.1V)	10.2Ah
1 C	(12A to 4.8V)	6.8Ah
3 C	(36A to 4.8V)	4.8Ah

Weight

Approx. 1.84kg(4.05Lbs.)

Internal Resistance (at 1KHz)

Approx. 6 mΩ

Maximum Discharge Current for

5 seconds: 180A

Charging Methods at 25°C(77°F)

Cycle use:	
Charging Voltage	7.20 to 7.50V
Coefficient	-5.0mV/°C/cell
Maximum Charging Current :	3.6A
Standby use:	
Float Charging Voltage	6.75 to 6.90V
Coefficient	-3.0mV/°C/cell

Operating Temperature Range

Charge	-15°C(5°F)	to	40°C(104°F)
Discharge	-15°C(5°F)	to	50°C(122°F)
Storage	-15°C(5°F)	to	40°C(104°F)

Charge Retention (shelf life) at 20°C(68°F)

1 month	97%
3 month	92%
6 month	85%

Case Material

ABS UL94 HB

Option: Flammability resistance of (UL94 V-0)

Design Life

EUROBAT(20°C): 3-5 YEARS STANDARD COMMERCIAL

Terminal

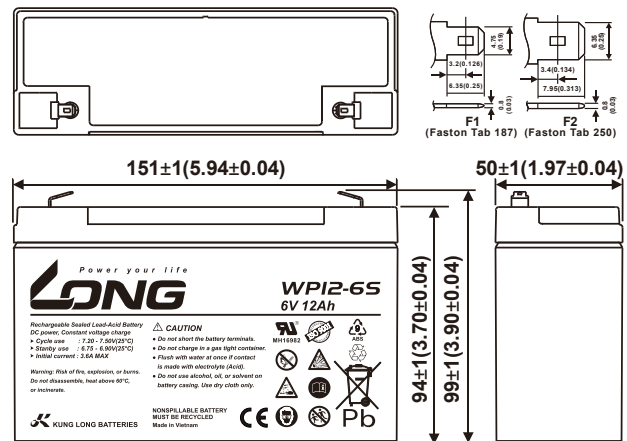
F1 or F2 (Faston Tab 187 or 250)



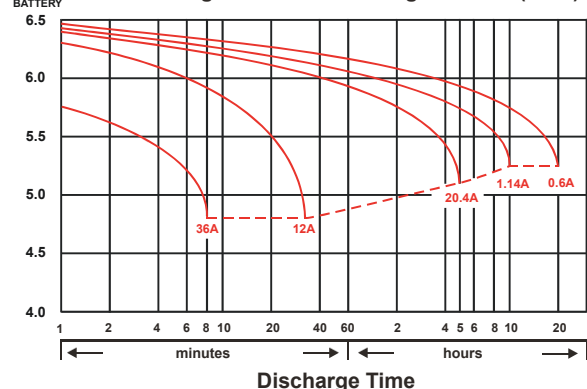
⚡ Dimensions

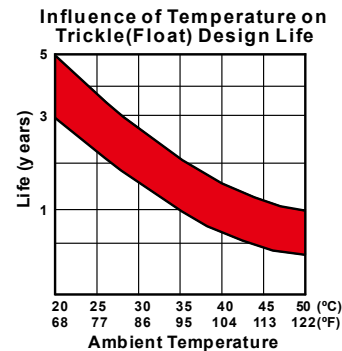
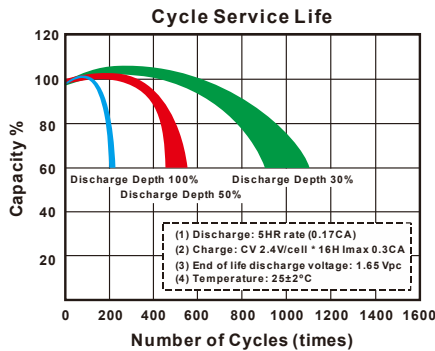
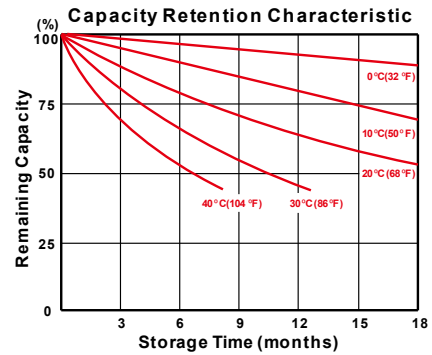
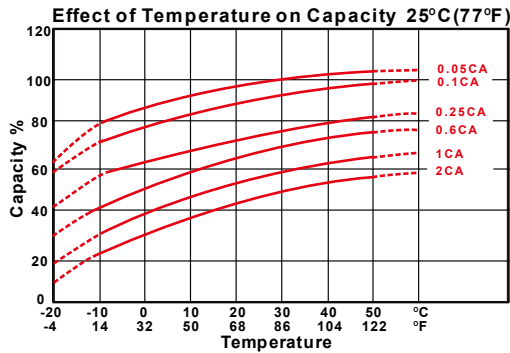
Length (L)	151±1 (5.94±0.04)
Width (W)	50±1 (1.97±0.04)
Height (H)	94±1 (3.70±0.04)
Overall Height (HT)	99±1 (3.90±0.04)

mm(inch)



(V) FOR 6V BATTERY Discharge Time VS. Discharge Current (25°C)





- PERFORMANCE DATA

Discharge Rates in Watts to Various End Voltages at 25°C(77°F)

End Voltage		1.85V	1.80V	1.75V	1.70V	1.67V	1.65V	1.60V
Time	min							
10	min	47.7	52.4	54.0	55.1	56.8	57.5	58.9
15	min	39.5	41.5	42.8	43.7	45.0	45.9	46.2
30	min	22.2	24.0	24.7	25.2	26.5	27.0	27.4
60	min	13.5	14.4	14.8	15.1	15.4	15.7	15.9
120	min	7.85	8.51	8.77	8.95	9.01	9.29	9.40
180	min	5.88	5.95	6.35	6.37	6.40	6.45	6.58
240	min	4.75	4.80	4.85	4.87	4.92	4.94	4.98
300	min	3.92	4.15	4.28	4.32	4.35	4.40	4.44
600	min	2.10	2.21	2.28	2.33	2.39	2.44	2.47
1200	min	1.09	1.20	1.23	1.26	1.31	1.35	1.39

- Discharge Rates in Amperes to Various End Voltages at 25°C(77°F)

End Voltage		1.85V	1.80V	1.75V	1.70V	1.67V	1.65V	1.60V
Time	min							
10	min	27.1	30.0	31.8	32.4	33.1	33.4	33.7
15	min	20.2	21.0	22.3	22.4	23.2	23.4	23.6
30	min	12.0	12.3	13.0	13.5	13.7	13.8	14.1
60	min	7.32	7.56	8.02	8.18	8.34	8.42	8.45
120	min	3.95	4.15	4.40	4.49	4.58	4.62	4.66
180	min	2.95	3.00	3.11	3.17	3.24	3.26	3.29
240	min	2.30	2.33	2.47	2.52	2.57	2.59	2.62
300	min	1.85	1.95	2.07	2.11	2.15	2.17	2.21
600	min	1.13	1.16	1.20	1.22	1.25	1.26	1.31
1200	min	0.610	0.617	0.630	0.645	0.665	0.670	0.692

All data on the spec. sheet is an average value:

The tolerance range : X<6min(+15%~-15%), 6min ≤ X < 10min(+12%~-12%), 10min ≤ X < 60min(+8%~-8%), X ≥ 60min(+5%~-5%)

151025-1K