

⚡ Specifications

Nominal Voltage(V)

12V

Nominal Capacity

20 hour rate	(0.9A to 10.50V)	18Ah
10 hour rate	(1.71A to 10.50V)	17.1Ah
5 hour rate	(3.06A to 10.20V)	15.3Ah
1 C	(18A to 9.60V)	10.2Ah
3 C	(54A to 9.60V)	7.2Ah

Weight

Approx. 6.3kg(13.86Lbs.)

Internal Resistance (at 1KHz)

Approx. 10 mΩ

Maximum Discharge Current for

5 seconds: 270A

Charging Methods at 25°C(77°F)

Cycle use:	
Charging Voltage	14.4 to 15.0V
Coefficient -5.0mV/°C/cell	
Maximum Charging Current :	5.4A
Standby use:	
Float Charging Voltage	13.5 to 13.8V
Coefficient -3.0mV/°C/cell	

Operating Temperature Range

Charge	-15°C(5°F)	to	40°C(104°F)
Discharge	-15°C(5°F)	to	50°C(122°F)
Storage	-15°C(5°F)	to	40°C(104°F)

Charge Retention (shelf life) at 20°C(68°F)

1 month	97%
3 month	92%
6 month	85%

Case Material

ABS UL94 HB

Option: Flammability resistance of (UL94 V-0)

Design Life

EUROBAT(20°C): 3-5 YEARS STANDARD COMMERCIAL

Terminal

F6

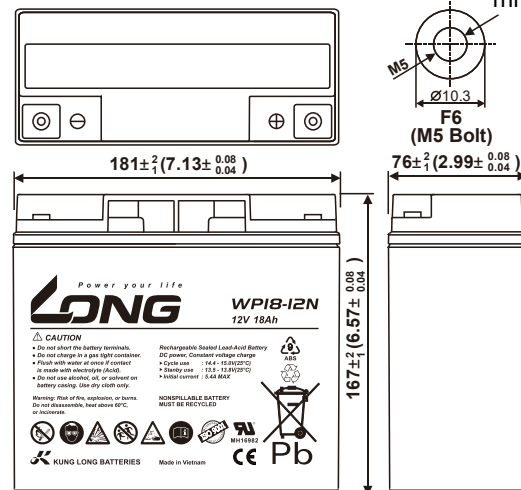


⚡ Dimensions

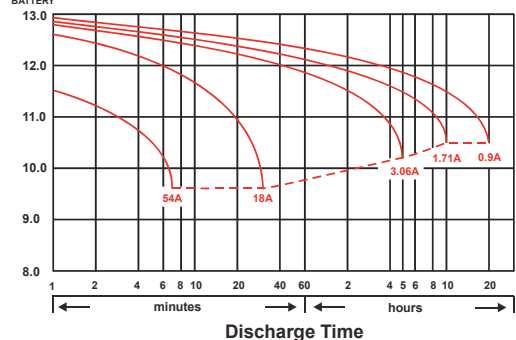
Length (L)	181 ± ₁ ² (7.13 ± _{0.04} ^{0.08})
Width (W)	76 ± ₁ ² (2.99 ± _{0.04} ^{0.08})
Height (H)	167 ± ₁ ² (6.57 ± _{0.04} ^{0.08})
Overall Height (HT)	167 ± ₁ ² (6.57 ± _{0.04} ^{0.08})

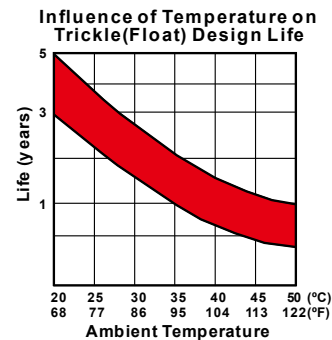
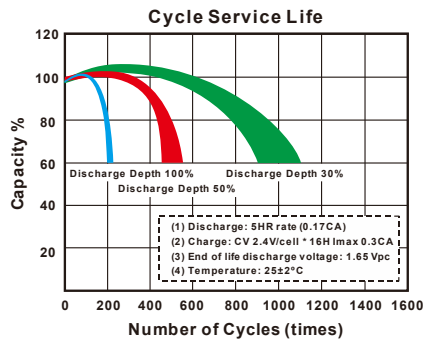
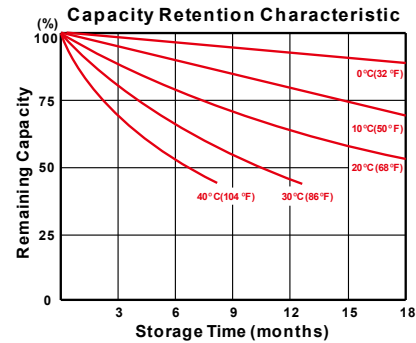
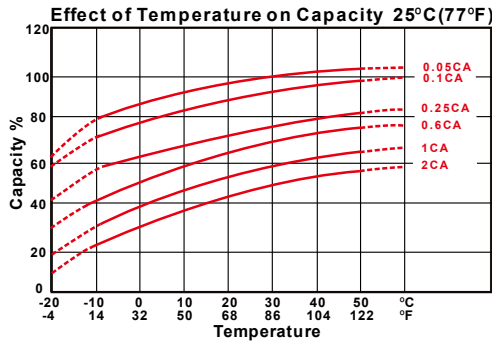
Description of torque value of hard ware for the terminals:

Recommended torque value	M5: 4 N-m (41kgf-cm)
Maximum allowable torque value	M5: 6 N-m (61kgf-cm)



(v) FOR 12V BATTERY Discharge Time VS. Discharge Current (25°C)





- PERFORMANCE DATA

Discharge Rates in Watts to Various End Voltages at 25°C(77°F)

End Voltage		1.85V	1.80V	1.75V	1.70V	1.67V	1.65V	1.60V
Time								
10	min	70.7	80.8	88.2	92.7	93.8	95.4	96.6
15	min	61.2	68.5	73.4	76.5	77.3	78.2	79.1
30	min	33.2	35.6	38.2	39.9	40.3	40.8	41.3
60	min	20.3	21.3	22.2	22.8	23.0	23.3	23.7
120	min	11.7	12.3	12.6	13.0	13.1	13.2	13.4
180	min	8.73	9.08	9.32	9.52	9.58	9.67	9.76
240	min	6.87	7.17	7.35	7.50	7.55	7.62	7.70
300	min	5.95	6.18	6.30	6.40	6.43	6.48	6.54
600	min	3.55	3.67	3.75	3.82	3.83	3.87	3.90
1200	min	1.83	1.90	1.95	1.98	2.00	2.02	2.03

- Discharge Rates in Amperes to Various End Voltages at 25°C(77°F)

End Voltage		1.85V	1.80V	1.75V	1.70V	1.67V	1.65V	1.60V
Time								
10	min	40.6	43.8	46.3	48.5	49.4	50.4	52.1
15	min	33.6	36.3	38.0	39.5	40.1	40.8	41.7
30	min	17.6	19.1	20.2	21.1	21.4	21.8	22.3
60	min	10.2	10.8	11.3	11.7	11.8	12.0	12.2
120	min	6.01	6.23	6.37	6.49	6.53	6.58	6.65
180	min	4.34	4.51	4.61	4.69	4.72	4.76	4.82
240	min	3.51	3.60	3.67	3.72	3.74	3.77	3.80
300	min	3.02	3.09	3.14	3.18	3.19	3.21	3.23
600	min	1.76	1.81	1.85	1.88	1.89	1.90	1.91
1200	min	0.939	0.958	0.973	0.984	0.987	0.991	0.995

All data on the spec. sheet is an average value:

The tolerance range : $X < 6\text{min}$ (+15%~-15%), $6\text{min} \leq X < 10\text{min}$ (+12%~-12%), $10\text{min} \leq X < 60\text{min}$ (+8%~-8%), $X \geq 60\text{min}$ (+5%~-5%)