

### ⚡ Specifications

#### Nominal Voltage(V)

12V

#### Nominal Capacity

20 hour rate	(0.145A to 10.50V)	2.9Ah
10 hour rate	(0.276A to 10.50V)	2.755Ah
5 hour rate	(0.493A to 10.20V)	2.465Ah
1 C	(2.9A to 9.60V)	1.643Ah
3 C	(8.7A to 9.60V)	1.16Ah

#### Weight

Approx. 1.19kg(2.62Lbs.)

#### Internal Resistance (at 1KHz)

Approx. 33 mΩ

#### Maximum Discharge Current for

5 seconds: 43.5A

#### Charging Methods at 25°C(77°F)

Cycle use:	
Charging Voltage	14.4 to 15.0V
Coefficient	-5.0mV/°C/cell
Maximum Charging Current :	0.87A
Standby use:	
Float Charging Voltage	13.5 to 13.8V
Coefficient	-3.0mV/°C/cell

#### Operating Temperature Range

Charge	-15°C(5°F)	to	40°C(104°F)
Discharge	-15°C(5°F)	to	50°C(122°F)
Storage	-15°C(5°F)	to	40°C(104°F)

#### Charge Retention (shelf life) at 20°C(68°F)

1 month	97%
3 month	92%
6 month	85%

#### Case Material

ABS UL94 HB  
Option: Flammability resistance of (UL94 V-0)

#### Design Life

EUROBAT(20°C): 3-5 YEARS STANDARD COMMERCIAL

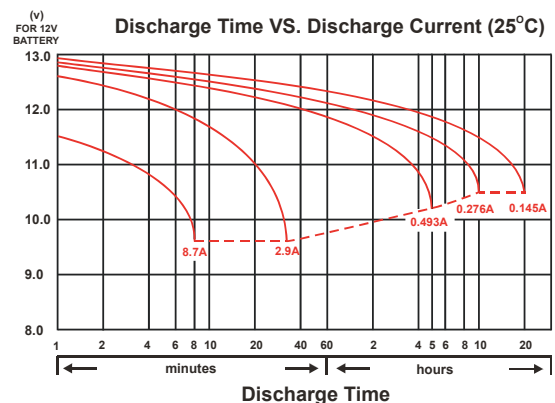
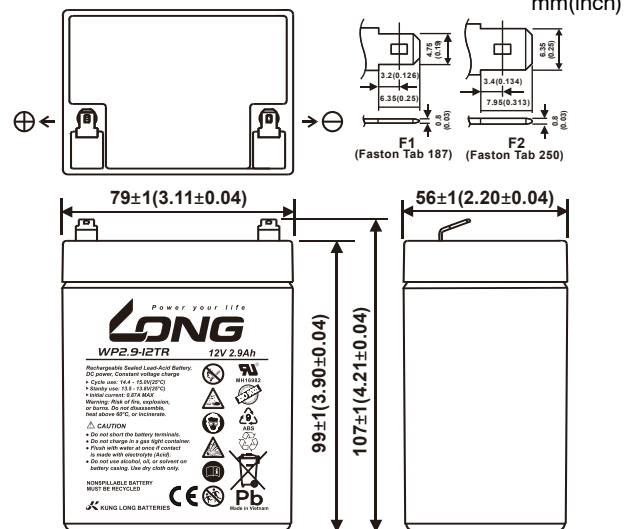
#### Terminal

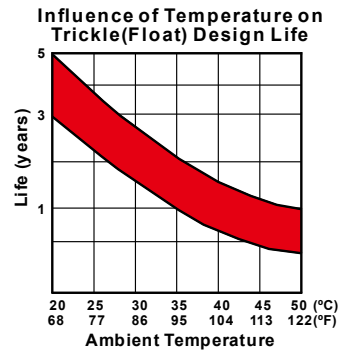
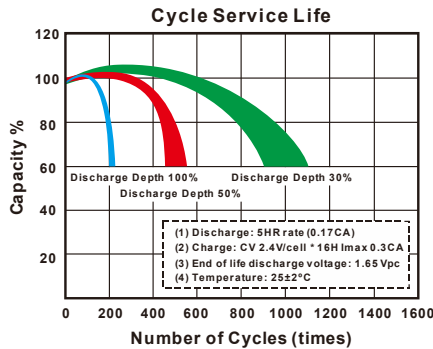
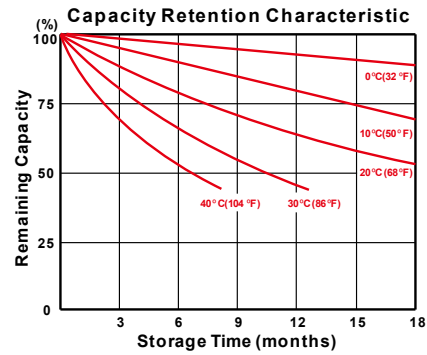
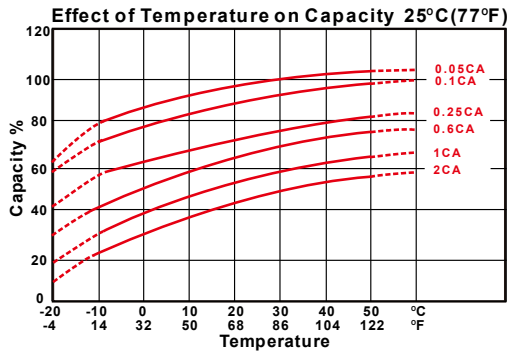
F1 or F2 (Faston Tab 187 or 250)



### ⚡ Dimensions

Length (L)	79±1 (3.11±0.04)
Width (W)	56±1 (2.20±0.04)
Height (H)	99±1 (3.90±0.04)
Overall Height (HT)	107±1 (4.21±0.04)





### - PERFORMANCE DATA

#### Discharge Rates in Watts to Various End Voltages at 25°C(77°F)

End Voltage		1.85V	1.80V	1.75V	1.70V	1.67V	1.65V	1.60V
Time								
10	min	11.0	12.6	13.3	13.8	14.0	14.2	14.6
15	min	8.53	9.60	9.98	10.2	10.3	10.5	10.6
30	min	5.07	5.45	5.63	5.78	5.83	5.90	5.98
60	min	3.13	3.32	3.47	3.58	3.62	3.67	3.72
120	min	1.86	2.00	2.06	2.12	2.14	2.17	2.20
180	min	1.36	1.49	1.52	1.55	1.56	1.57	1.59
240	min	1.09	1.18	1.21	1.23	1.24	1.25	1.26
300	min	0.898	0.977	1.01	1.04	1.05	1.06	1.07
600	min	0.520	0.557	0.572	0.583	0.587	0.592	0.597
1200	min	0.285	0.297	0.303	0.308	0.310	0.312	0.313

#### - Discharge Rates in Amperes to Various End Voltages at 25°C(77°F)

End Voltage		1.85V	1.80V	1.75V	1.70V	1.67V	1.65V	1.60V
Time								
10	min	6.47	7.16	7.39	7.58	7.65	7.74	7.86
15	min	5.04	5.30	5.42	5.53	5.57	5.62	5.68
30	min	2.87	3.02	3.09	3.15	3.17	3.20	3.24
60	min	1.67	1.78	1.83	1.86	1.87	1.89	1.91
120	min	0.921	0.984	1.018	1.049	1.062	1.079	1.102
180	min	0.647	0.701	0.726	0.748	0.757	0.767	0.782
240	min	0.521	0.559	0.582	0.601	0.607	0.615	0.623
300	min	0.474	0.493	0.506	0.515	0.519	0.524	0.529
600	min	0.268	0.277	0.283	0.288	0.289	0.291	0.293
1200	min	0.142	0.146	0.149	0.151	0.152	0.153	0.154

All data on the spec. sheet is an average value:

The tolerance range :  $X < 6\text{min}$  (+15%~-15%),  $6\text{min} \leq X < 10\text{min}$  (+12%~-12%),  $10\text{min} \leq X < 60\text{min}$  (+8%~-8%),  $X \geq 60\text{min}$  (+5%~-5%)

151025-1J