

⚡ Specifications

Nominal Voltage(V)

6V

Nominal Capacity

20 hour rate	(0.225A to 5.25V)	4.5Ah
10 hour rate	(0.428A to 5.25V)	4.275Ah
5 hour rate	(0.765A to 5.1V)	3.825Ah
1 C	(4.5A to 4.8V)	2.55Ah
3 C	(13.5A to 4.8V)	1.8Ah

Weight

Approx. 820g(1.80Lbs.)

Internal Resistance (at 1KHz)

Approx. 19 mΩ

Maximum Discharge Current for

5 seconds: 67.5A

Charging Methods at 25°C(77°F)

Cycle use:	
Charging Voltage	7.20 to 7.50V
Coefficient	-5.0mV/°C/cell
Maximum Charging Current :	1.35A
Standby use:	
Float Charging Voltage	6.75 to 6.90V
Coefficient	-3.0mV/°C/cell

Operating Temperature Range

Charge	-15°C(5°F)	to	40°C(104°F)
Discharge	-15°C(5°F)	to	50°C(122°F)
Storage	-15°C(5°F)	to	40°C(104°F)

Charge Retention (shelf life) at 20°C(68°F)

1 month	97%
3 month	92%
6 month	85%

Case Material

ABS UL94 HB

Option: Flammability resistance of (UL94 V-0)

Design Life

EUROBAT(20°C): 3-5 YEARS STANDARD COMMERCIAL

Terminal

F1 or F2 (Faston Tab 187 or 250)



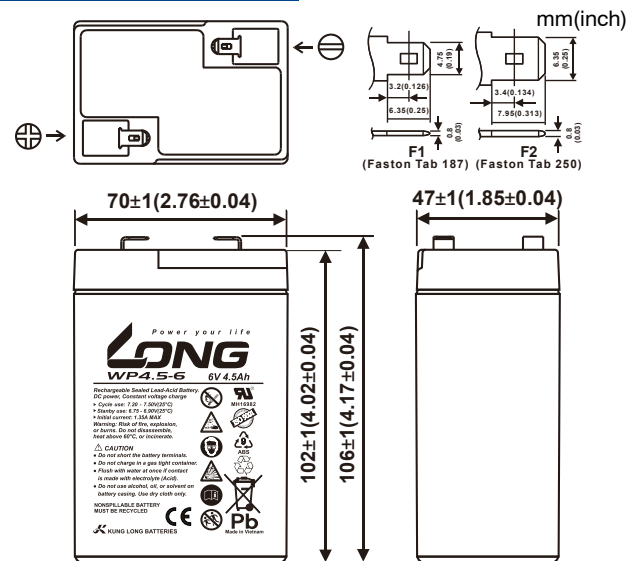
⚡ Dimensions

Length (L) 70±1 (2.76±0.04)

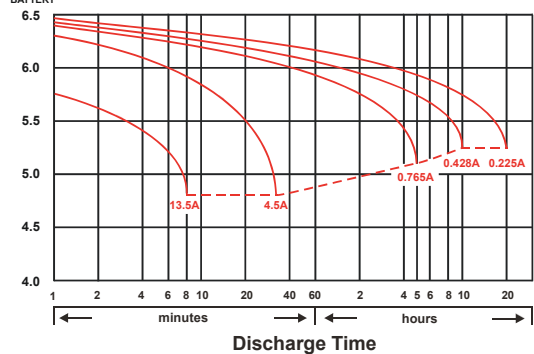
Width (W) 47±1 (1.85±0.04)

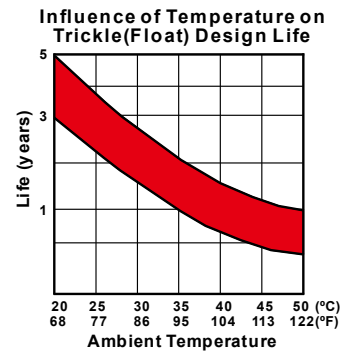
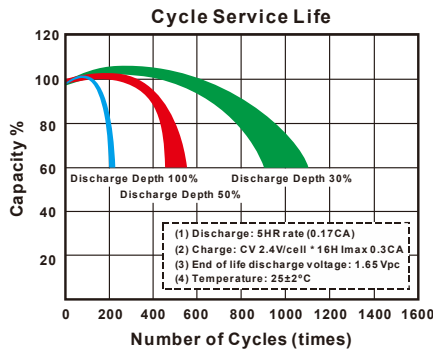
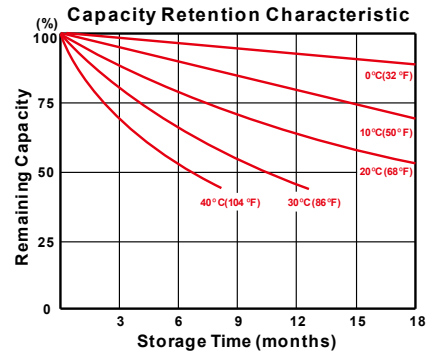
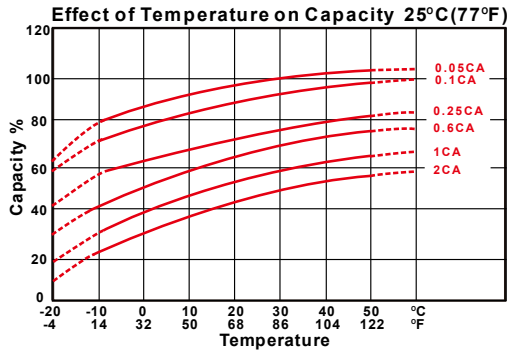
Height (H) 102±1 (4.02±0.04)

Overall Height (HT) 106±1 (4.17±0.04)



(V) FOR 6V BATTERY Discharge Time VS. Discharge Current (25°C)





- PERFORMANCE DATA

Discharge Rates in Watts to Various End Voltages at 25°C(77°F)

Time	End Voltage	1.85V	1.80V	1.75V	1.70V	1.67V	1.65V	1.60V
10	min	17.0	19.2	20.5	21.5	22.0	22.5	23.0
15	min	14.1	15.6	16.2	16.5	16.7	16.8	17.0
30	min	8.18	9.15	9.52	9.70	9.80	9.92	10.0
60	min	4.20	4.77	5.13	5.43	5.53	5.65	5.73
120	min	2.48	2.77	2.90	3.00	3.05	3.12	3.18
180	min	1.97	2.17	2.27	2.35	2.38	2.43	2.48
240	min	1.60	1.73	1.80	1.85	1.88	1.92	1.95
300	min	1.46	1.56	1.60	1.64	1.65	1.68	1.72
600	min	0.855	0.913	0.940	0.960	0.968	0.978	0.992
1200	min	0.432	0.468	0.498	0.510	0.513	0.520	0.527

- Discharge Rates in Amperes to Various End Voltages at 25°C(77°F)

Time	End Voltage	1.85V	1.80V	1.75V	1.70V	1.67V	1.65V	1.60V
10	min	10.5	11.7	11.9	12.1	12.2	12.3	12.4
15	min	7.56	8.22	8.71	8.92	8.99	9.07	9.15
30	min	4.39	4.94	5.11	5.25	5.30	5.35	5.41
60	min	2.36	2.61	2.73	2.84	2.87	2.91	2.94
120	min	1.32	1.44	1.50	1.54	1.55	1.57	1.59
180	min	1.09	1.15	1.18	1.20	1.21	1.22	1.23
240	min	0.835	0.891	0.916	0.942	0.948	0.955	0.963
300	min	0.776	0.812	0.825	0.837	0.841	0.846	0.852
600	min	0.435	0.452	0.464	0.473	0.477	0.481	0.486
1200	min	0.219	0.233	0.241	0.247	0.250	0.253	0.257

All data on the spec. sheet is an average value:

The tolerance range : X<6min(+15%~-15%), 6min≤X<10min(+12%~-12%), 10min≤X<60min(+8%~-8%), X≥60min(+5%~-5%)

151025-1L