

⚡ Specifications

Nominal Voltage(V)

12V

Nominal Capacity

20 hour rate	(0.35A to 10.50V)	7Ah
10 hour rate	(0.63A to 10.50V)	6.3Ah
5 hour rate	(1.131A to 10.20V)	5.65Ah
1 C	(7A to 9.60V)	3.5Ah
3 C	(21A to 9.60V)	2.1Ah

Weight

Approx. 2.0kg(4.4Lbs.)

Internal Resistance (at 1KHz)

Approx. 28 mΩ

Maximum Discharge Current for

5 seconds: 105A

Charging Methods at 25°C(77°F)

Maximum Charging Current :	2.1A
Standby use:	
Float Charging Voltage	13.5 to 13.8V
Coefficient -3.0mV/°C/cell	

Operating Temperature Range

Charge	-15°C(5°F) to 40°C(104°F)
Discharge	-15°C(5°F) to 50°C(122°F)
Storage	-15°C(5°F) to 40°C(104°F)

Charge Retention (shelf life) at 20°C(68°F)

1 month	97%
3 month	92%
6 month	85%

Case Material

ABS UL94 HB
Option: Flammability resistance of (UL94 V-0)

Design Life

EUROBAT(20°C): 3-5 YEARS STANDARD COMMERCIAL

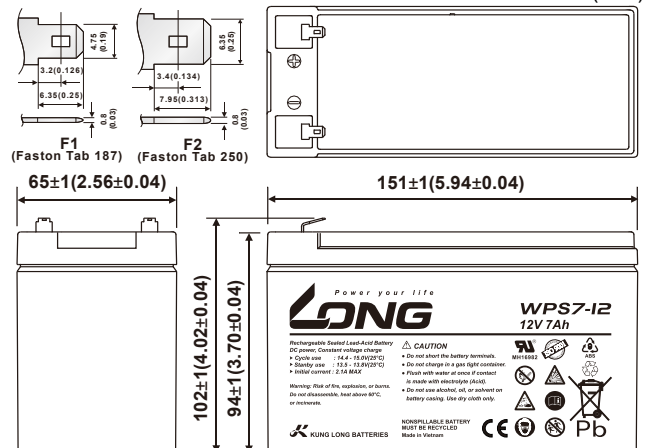
Terminal

F1 or F2 (Faston Tab 187 or 250)

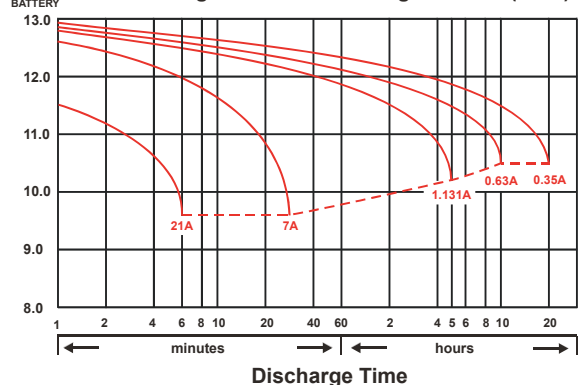


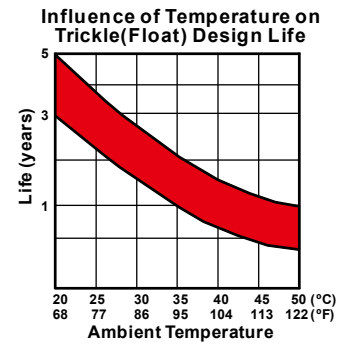
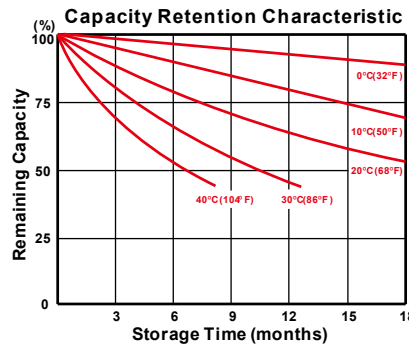
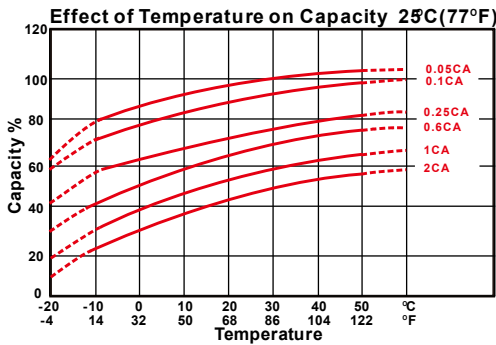
⚡ Dimensions

Length (L)	151 ± 1 (5.94 ± 0.04)
Width (W)	65 ± 1 (2.56 ± 0.04)
Height (H)	94 ± 1 (3.70 ± 0.04)
Overall Height (HT)	102 ± 1 (4.02 ± 0.04)



(v) FOR 12V BATTERY Discharge Time VS. Discharge Current (25°C)





- PERFORMANCE DATA

Discharge Rates in Watts to Various End Voltages at 25°C(77°F)

End Voltage		1.85V	1.80V	1.75V	1.70V	1.67V	1.65V	1.60V
Time	min							
10	min	19.3	23.3	26.4	28.3	29.0	29.4	30.1
15	min	15.8	18.5	20.5	21.7	22.2	22.4	22.9
30	min	10.7	11.8	12.6	13.1	13.3	13.4	13.6
60	min	7.38	7.72	7.92	7.99	8.03	8.06	8.06
90	min	5.35	5.58	5.70	5.76	5.78	5.80	5.86
120	min	4.26	4.43	4.52	4.56	4.58	4.60	4.63
180	min	3.26	3.37	3.44	3.46	3.48	3.49	3.51
240	min	2.60	2.68	2.73	2.75	2.76	2.77	2.79
300	min	2.18	2.24	2.28	2.29	2.30	2.31	2.32
480	min	1.50	1.53	1.56	1.57	1.57	1.58	1.58
600	min	1.26	1.28	1.30	1.31	1.31	1.32	1.32
1200	min	0.686	0.695	0.702	0.706	0.708	0.710	0.711

- Discharge Rates in Amperes to Various End Voltages at 25°C(77°F)

End Voltage		1.85V	1.80V	1.75V	1.70V	1.67V	1.65V	1.60V
Time	min							
10	min	10.5	12.7	14.4	15.4	15.8	16.1	16.4
15	min	8.33	9.72	10.8	11.4	11.7	11.8	12.0
30	min	5.47	6.03	6.44	6.70	6.80	6.87	6.97
60	min	3.72	3.89	3.99	4.03	4.05	4.06	4.06
90	min	2.69	2.81	2.87	2.90	2.91	2.92	2.95
120	min	2.14	2.22	2.27	2.29	2.30	2.31	2.33
180	min	1.63	1.69	1.72	1.73	1.74	1.75	1.76
240	min	1.30	1.34	1.36	1.37	1.38	1.38	1.39
300	min	1.08	1.12	1.13	1.14	1.15	1.15	1.16
480	min	0.745	0.762	0.773	0.778	0.781	0.784	0.787
600	min	0.623	0.636	0.644	0.649	0.651	0.653	0.656
1200	min	0.341	0.345	0.348	0.350	0.352	0.352	0.353

All data on the spec. sheet is an average value:

The tolerance range : X<6min(+15%~-15%), 6min≤X<10min(+12%~-12%), 10min≤X<60min(+8%~-8%), X≥60min(+5%~-5%)

151025-1H