

### Specifications

#### Nominal Voltage(V)

12V

#### Nominal Power

15 mins rate: 205W/cell to 1.67V/cell

#### Nominal Capacity

20 hour rate	(2.75A to 10.50V)	55Ah
8 hour rate	(6.325A to 10.50V)	50.6Ah
5 hour rate	(9.35A to 10.20V)	46.75Ah

#### Weight

Approx. 17.1kg(37.6Lbs.)

#### Internal Resistance (at 1KHz)

Approx. 6mΩ

#### Maximum Discharge Current for

5 seconds: 660A

#### Short Circuit Current (A) IEC 60896-21-22

1500 A

#### Charging Methods at 25°C(77°F)

Maximum Charging Current :	16.5A
Boost Charging Voltage	14.4 to 15.0V
Boost Charge Time	8-9Hr
Float Charging Voltage	13.5 to 13.8V
Coefficient	-3.0mV/°C/cell

#### Operating Temperature Range

Charge	-15°C (5°F) to 40°C (104°F)
Discharge	-15°C (5°F) to 50°C (122°F)
Storage	-15°C (5°F) to 40°C (104°F)

#### Charge Retention (shelf life) at 20°C(68°F)

1 month	98%
3 month	96%
6 month	94%

#### Case Material

ABS UL94 HB

Option: Flammability resistance of (UL94 V-0)

#### Battery Construction

Component	Positive Plate	Negative plate	Safety valve	Terminal	Separator	Electrolyte
Raw material	Lead dioxide	Lead	Rubber	Copper	AGM	Sulfuric acid



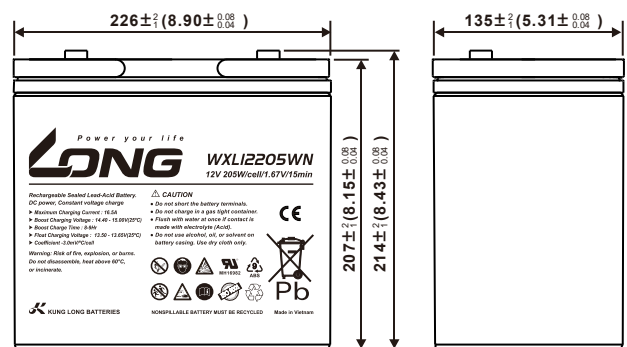
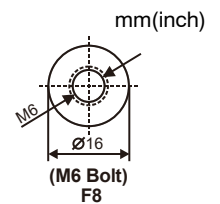
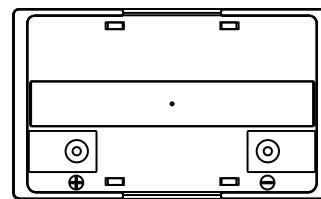
### Dimensions

Length (L) 226±<sup>2</sup><sub>1</sub> (8.90±<sup>0.08</sup><sub>0.04</sub>)

Width (W) 135±<sup>2</sup><sub>1</sub> (5.31±<sup>0.08</sup><sub>0.04</sub>)

Height (H) 207±<sup>2</sup><sub>1</sub> (8.15±<sup>0.08</sup><sub>0.04</sub>)

Overall Height (HT) 214±<sup>2</sup><sub>1</sub> (8.43±<sup>0.08</sup><sub>0.04</sub>)



#### Terminal

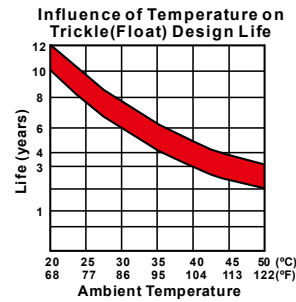
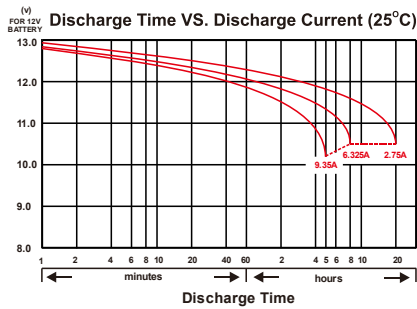
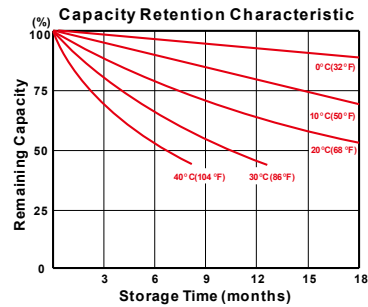
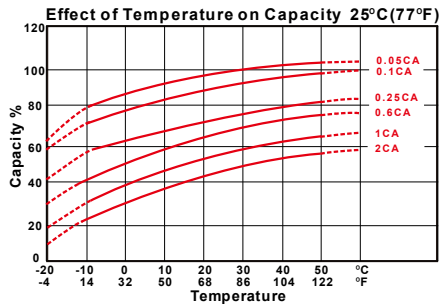
F8

Recommended torque value M6:7 N-m (71 kgf-cm)

Maximum allowable torque value M6:10N-m (102 kgf-cm)

#### Design Life

EUROBAT(20°C) : 10/12 YEARS LONG LIFE



### - PERFORMANCE DATA

#### Discharge Rates in Watts to Various End Voltages at 25°C(77°F)

End Voltage		1.85V	1.80V	1.75V	1.70V	1.67V	1.65V	1.60V
2	min	315	375	423	453	471	486	497
4	min	294	327	355	379	397	412	426
5	min	280	319	358	390	405	414	423
8	min	205	237	265	289	302	314	320
10	min	195	223	245	263	274	283	290
15	min	175	190	200	205	208	210	212
30	min	105	112	118	123	126	128	130
45	min	85.5	88.1	90	92.2	93.7	95.0	96.1
60	min	61.8	64.3	66.2	67.6	68.2	68.7	68.9
90	min	48.6	50.4	51.7	52.7	53.2	53.4	53.6
120	min	31.6	33.6	35.2	36.4	36.8	37.0	37.1
180	min	25.5	27.0	28.3	29.1	29.4	29.6	29.7
240	min	20.8	21.8	22.6	23.1	23.4	23.6	23.7
300	min	18.1	19.0	19.8	20.2	20.4	20.5	20.6
480	min	12.0	12.6	13.0	13.3	13.5	13.6	13.7
600	min	10.5	11.0	11.3	11.5	11.6	11.7	11.8
1200	min	5.40	5.66	5.81	5.91	5.98	6.02	6.07

#### - Discharge Rates in Amperes to Various End Voltages at 25°C(77°F)

End Voltage		1.85V	1.80V	1.75V	1.70V	1.67V	1.65V	1.60V
2	min	168	208	240	265	277	287	295
4	min	132	162	188	208	221	232	242
5	min	127	152	175	192	203	213	219
8	min	102	122	140	150	156	161	166
10	min	97.5	116	130	141	146	149	150
15	min	86.7	94.2	100	104	107	110	112
30	min	50.0	56.5	62.4	65.9	67.9	68.2	68.4
45	min	43.5	44.9	45.8	46.5	47.1	47.6	47.9
60	min	27.8	30.8	33.1	33.9	34.1	34.3	34.4
90	min	21.9	23.1	24.1	24.9	25.3	25.5	25.7
120	min	16.0	17.2	18.1	18.7	19.0	19.2	19.4
180	min	12.1	13.1	13.8	14.0	14.1	14.2	14.3
240	min	10.2	10.7	11.0	11.3	11.5	11.7	11.8
300	min	8.82	9.12	9.40	9.62	9.75	9.81	9.84
480	min	5.77	6.07	6.34	6.38	6.40	6.41	6.42
600	min	4.95	5.25	5.50	5.54	5.55	5.56	5.57
1200	min	2.50	2.65	2.78	2.80	2.80	2.81	2.81

All data on the spec. sheet is an average value:

The tolerance range :  $X < 6\text{min}$ (+15%~-15%),  $6\text{min} \leq X < 10\text{min}$ (+12%~-12%),  $10\text{min} \leq X < 60\text{min}$ (+8%~-8%),  $X \geq 60\text{min}$ (+5%~-5%)

250226-1K