

⚡ Specifications

Nominal Voltage(V)

12V

Nominal Power

15 mins rate: 265W/cell to 1.67V/cell

Nominal Capacity

20 hour rate	(3.5A to 10.50V)	70Ah
10 hour rate	(6.65A to 10.50V)	66.5Ah
8 hour rate	(8.05A to 10.50V)	64.4Ah
5 hour rate	(11.9A to 10.20V)	59.5Ah

Weight

Approx. 22.5kg(49.5Lbs.)

Internal Resistance (at 1KHz)

Approx. 3.9mΩ

Maximum Discharge Current for

5 seconds: 840A

Short Circuit Current (A) IEC 60896 -21 -22

1850A

Charging Methods at 25°C(77°F)

Maximum Charging Current :	21A
Boost Charging Voltage	14.10 to 14.40V
Boost Charge Time	8-9Hr
Float Charging Voltage	13.50 to 13.65V
Coefficient	-3.0mV/°C/cell

Operating Temperature Range

Charge	-15°C (5°F) to 40°C (104°F)
Discharge	-15°C (5°F) to 50°C (122°F)
Storage	-15°C (5°F) to 40°C (104°F)

Charge Retention (shelf life) at 20°C(68°F)

1 month	98%
3 month	96%
6 month	94%

Case Material

ABS UL94 HB

Option: Flammability resistance of (UL94 V-0)

Battery Construction

Component	Positive Plate	Negative plate	Safety valve	Terminal	Separator	Electrolyte
Raw material	Lead dioxide	Lead	Rubber	Copper	AGM	Sulfuric acid



⚡ Dimensions

Length (L)

350±₁^{0.08} (13.78±_{0.04}^{0.08})

Width (W)

167±₁^{0.08} (6.57±_{0.04}^{0.08})

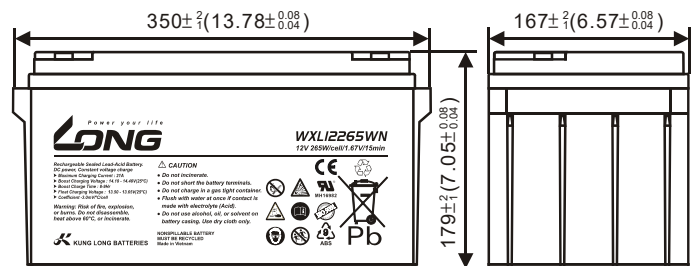
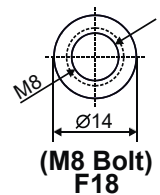
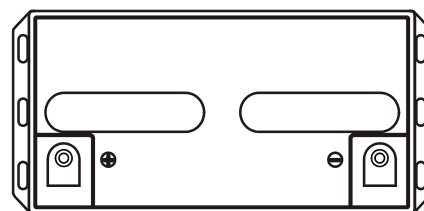
Height (H)

179±₁^{0.08} (7.05±_{0.04}^{0.08})

Overall Height (HT)

179±₁^{0.08} (7.05±_{0.04}^{0.08})

mm(inch)



Terminal

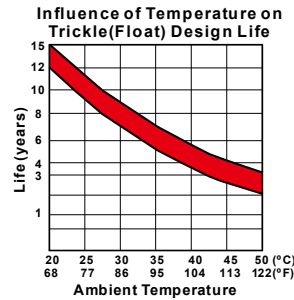
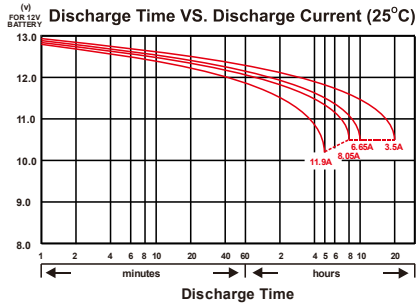
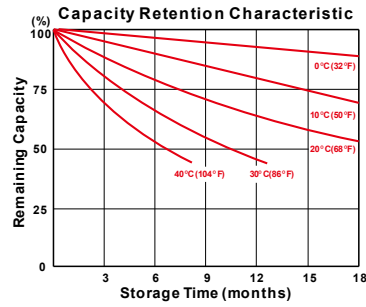
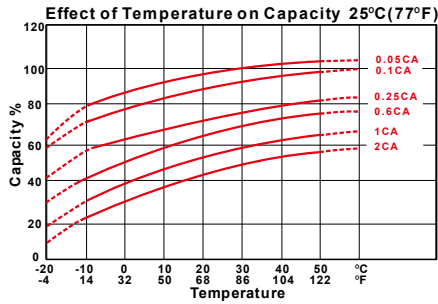
F18

Recommended torque value M8: 12 N-m (122 kgf-cm)

Maximum allowable torque value M8: 20 N-m (204 kgf-cm)

Design Life

EUROBAT(20°C) : > 12 YEARS VERY LONG LIFE



- PERFORMANCE DATA

Discharge Rates in Watts to Various End Voltages at 25°C (77°F)

Time	End Voltage	1.85V	1.80V	1.75V	1.70V	1.67V	1.65V	1.60V
2	min	351	415	471	524	562	594	631
4	min	287	330	371	409	446	484	519
5	min	269	312	346	378	410	440	467
8	min	234	265	292	319	337	354	366
10	min	219	246	271	293	309	323	334
15	min	203	228	245	255	265	270	273
30	min	122	135	145	151	154	158	160
45	min	94.4	102	108	110	112	113	114
60	min	78.4	84.5	88.8	90.2	91.0	91.5	91.9
90	min	61.3	63.0	64.6	65.4	65.7	65.8	65.9
120	min	47.9	49.8	51.5	52.0	52.2	52.4	52.5
180	min	34.0	34.9	35.7	36.2	36.4	36.6	36.7
240	min	27.4	28.2	28.9	29.2	29.3	29.4	29.5
300	min	22.8	23.5	24.1	24.3	24.4	24.5	24.5
480	min	15.6	16.2	16.6	16.8	16.8	16.9	16.9
600	min	13.1	13.5	13.8	13.9	13.9	14.0	14.0
1200	min	6.81	7.04	7.14	7.19	7.21	7.22	7.23

Discharge Rates in Amperes to Various End Voltages at 25°C (77°F)

Time	End Voltage	1.85V	1.80V	1.75V	1.70V	1.67V	1.65V	1.60V
2	min	187	230	262	294	323	350	375
4	min	150	182	209	235	262	289	305
5	min	146	172	195	216	234	253	268
8	min	118	139	161	179	194	209	219
10	min	112	134	150	166	173	181	184
15	min	102	116	128	139	144	150	155
30	min	54.8	64.9	74.0	82.6	82.9	83.2	83.4
45	min	48.4	53.6	58.3	62.6	63.5	64.0	64.2
60	min	39.6	42.5	44.9	46.5	47.6	47.9	48.2
90	min	31.0	32.3	33.5	34.3	34.8	35.0	35.2
120	min	24.4	25.3	26.0	26.6	27.0	27.2	27.4
180	min	17.2	17.8	18.3	18.6	18.7	18.8	18.9
240	min	13.7	14.1	14.5	14.7	14.8	14.9	15.0
300	min	11.3	11.8	12.0	12.2	12.3	12.4	12.5
480	min	7.74	8.00	8.19	8.25	8.28	8.30	8.32
600	min	6.45	6.65	6.81	6.86	6.88	6.91	6.92
1200	min	3.38	3.49	3.55	3.57	3.58	3.59	3.59

All data on the spec. sheet is an average value:

The tolerance range : $X < 6\text{min}$ (+15%~-15%), $6\text{min} \leq X < 10\text{min}$ (+12%~-12%), $10\text{min} \leq X < 60\text{min}$ (+8%~-8%), $X \geq 60\text{min}$ (+5%~-5%)

250226-1D