

### ⚡ Specifications

#### Nominal Voltage(V)

12V

#### Nominal Power

15 mins rate: 35W/cell to 1.67V/cell

#### Nominal Capacity

20 hour rate	(0.425A to 10.50V)	8.5Ah
8 hour rate	(0.978A to 10.50V)	7.82Ah
5 hour rate	(1.445A to 10.20V)	7.225Ah

#### Weight

Approx. 2.7kg(5.94Lbs.)

#### Internal Resistance (at 1KHz)

Approx. 14 mΩ

#### Maximum Discharge Current for

5 seconds: 127.5A

#### Short Circuit Current (A) IEC 60896-21-22

260 A

#### Charging Methods at 25°C(77°F)

Maximum Charging Current :	2.55A
Boost Charging Voltage	14.4 to 15.0V
Boost Charge Time	8-9Hr
Float Charging Voltage	13.5 to 13.8V
Coefficient	-3.0mV/°C/cell

#### Operating Temperature Range

Charge	-15°C (5°F)	to	40°C (104°F)
Discharge	-15°C (5°F)	to	50°C (122°F)
Storage	-15°C (5°F)	to	40°C (104°F)

#### Charge Retention (shelf life) at 20°C(68°F)

1 month	98%
3 month	96%
6 month	94%

#### Case Material

ABS UL94 HB  
Option: Flammability resistance of (UL94 V-0)

#### Battery Construction

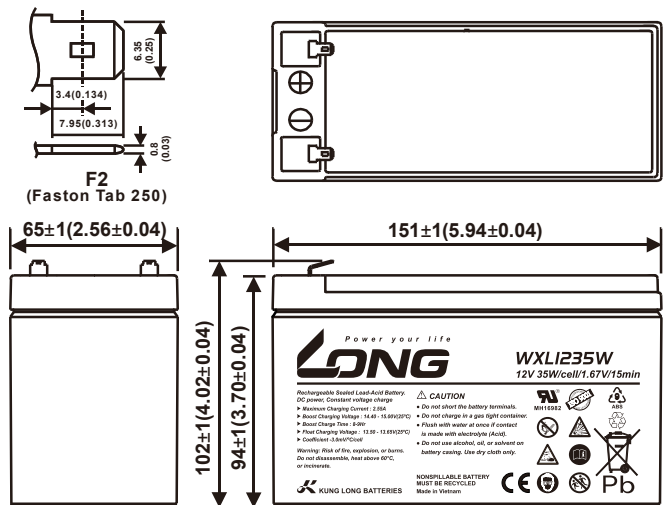
Component	Positive Plate	Negative plate	Safety valve	Terminal	Separator	Electrolyte
Raw material	Lead dioxide	Lead	Rubber	Copper	AGM	Sulfuric acid



### ⚡ Dimensions

Length (L)	151±1 (5.94±0.04)
Width (W)	65±1 (2.56±0.04)
Height (H)	94±1 (3.70±0.04)
Overall Height (HT)	102±1 (4.02±0.04)

mm(inch)

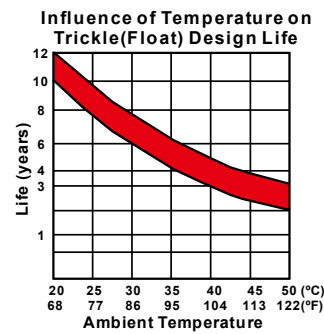
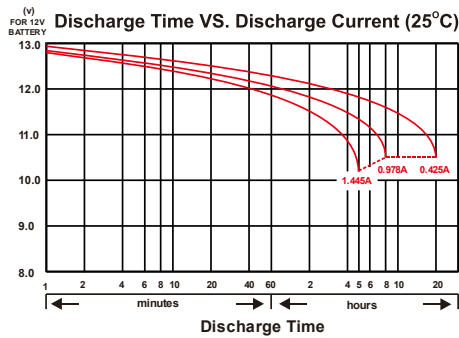
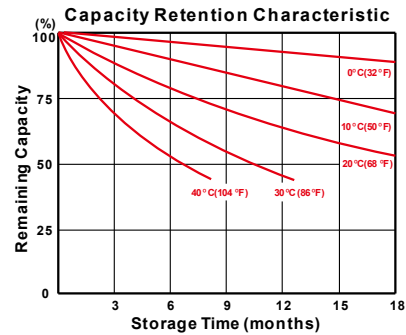
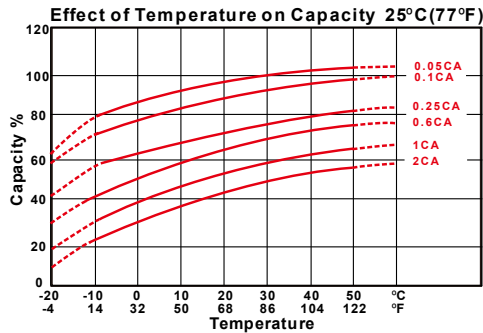


#### Terminal

F2 (Faston Tab 250)

#### Design Life

EUROBAT(20°C) : 10/12 YEARS LONG LIFE



### - PERFORMANCE DATA

#### Discharge Rates in Watts to Various End Voltages at 25°C(77°F)

End Voltage		1.85V	1.80V	1.75V	1.70V	1.65V	1.60V
Time							
5	min	55.8	59.7	64.1	67.1	70.4	73.8
10	min	35.8	38.3	41.1	43.1	45.2	47.3
15	min	27.4	28.7	30.3	31.7	33.1	34.5
30	min	15.7	16.4	17.3	18.2	19.0	19.8
60	min	9.76	10.1	10.3	10.4	10.5	10.7
120	min	5.15	5.32	5.44	5.50	5.56	5.67
180	min	4.15	4.29	4.38	4.43	4.48	4.57
240	min	3.33	3.44	3.52	3.56	3.60	3.65
300	min	2.83	2.93	2.99	3.02	3.05	3.06
600	min	1.59	1.64	1.68	1.69	1.70	1.71
1200	min	0.836	0.865	0.884	0.893	0.903	0.910

#### - Discharge Rates in Amperes to Various End Voltages at 25°C(77°F)

End Voltage		1.85V	1.80V	1.75V	1.70V	1.65V	1.60V
Time							
5	min	29.9	32.0	34.3	36.0	37.7	39.5
10	min	18.7	20.0	21.5	22.5	23.6	24.7
15	min	14.0	14.6	15.5	16.2	16.9	17.6
30	min	7.92	8.28	8.75	9.16	9.57	9.98
60	min	4.90	5.07	5.18	5.24	5.27	5.29
120	min	2.57	2.66	2.72	2.75	2.77	2.78
180	min	2.06	2.13	2.18	2.21	2.22	2.23
240	min	1.65	1.71	1.75	1.76	1.77	1.78
300	min	1.40	1.45	1.48	1.50	1.51	1.52
600	min	0.784	0.811	0.829	0.838	0.842	0.847
1200	min	0.413	0.427	0.436	0.441	0.443	0.446

All data on the spec. sheet is an average value:

The tolerance range :  $X < 6\text{min}$ (+15%~-15%),  $6\text{min} \leq X < 10\text{min}$ (+12%~-12%),  $10\text{min} \leq X < 60\text{min}$ (+8%~-8%),  $X \geq 60\text{min}$ (+5%~-5%)

250226-1D