

⚡ Specifications

Nominal Voltage(V)

12V

Nominal Power

15 mins rate: 620W/cell to 1.67V/cell

Nominal Capacity

20 hour rate	(7.5A to 10.50V)	150Ah
10 hour rate	(14.25A to 10.50V)	142.5Ah
8 hour rate	(17.25A to 10.50V)	138Ah
5 hour rate	(25.5A to 10.20V)	127.5Ah

Weight

Approx. 46.1kg(101Lbs.)

Internal Resistance (at 1KHz)

Approx. 1.9 mΩ

Maximum Discharge Current for

5 seconds: 1500A

Short Circuit Current (A) IEC 60896-21-22

3870A

Charging Methods at 25°C(77°F)

Maximum Charging Current :	45A
Boost Charging Voltage	14.1 to 14.4V
Boost Charge Time	8-9Hr
Float Charging Voltage	13.5 to 13.65V
Coefficient	-3.0mV/°C/cell

Operating Temperature Range

Charge	-15°C(5°F) to 40°C(104°F)
Discharge	-15°C(5°F) to 50°C(122°F)
Storage	-15°C(5°F) to 40°C(104°F)

Charge Retention (shelf life) at 20°C(68°F)

1 month	98%
3 month	96%
6 month	94%

Case Material

ABS UL94 HB

Option: Flammability resistance of (UL94 V-0)

Battery Construction

Component	Positive Plate	Negative plate	Safety valve	Terminal	Separator	Electrolyte
Raw material	Lead dioxide	Lead	Rubber	Copper	AGM	Sulfuric acid



⚡ Dimensions

Length (L)

341 ±₁² (13.42 ±_{0.04}^{0.08})

Width (W)

173 ±₁² (6.81 ±_{0.04}^{0.08})

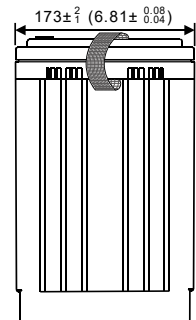
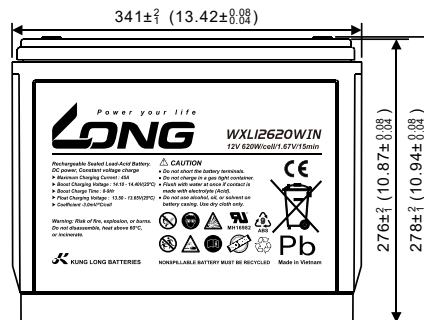
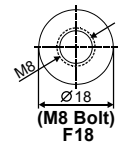
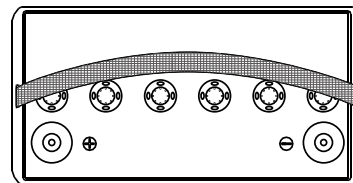
Height (H)

276 ±₁² (10.87 ±_{0.04}^{0.08})

Overall Height (HT)

278 ±₁² (10.94 ±_{0.04}^{0.08})

mm(inch)



Terminal

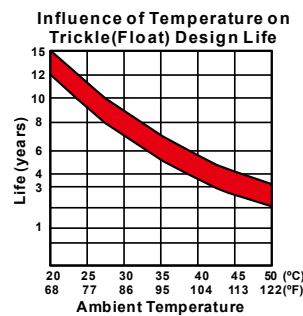
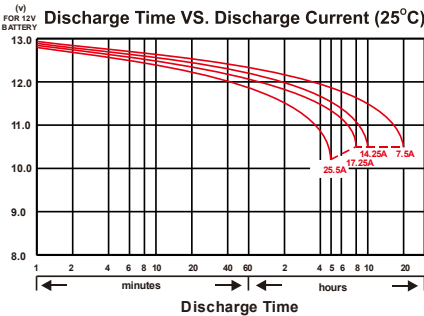
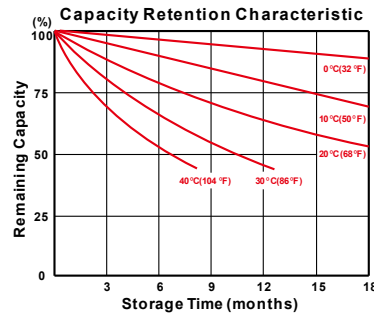
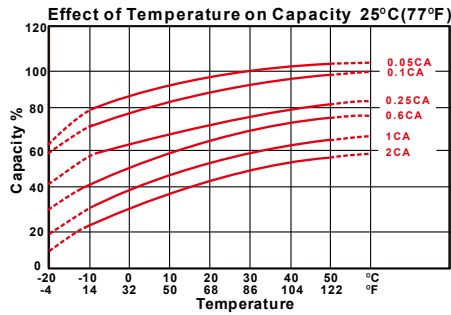
F18

Recommended torque value M8: 12 N-m (122 kgf-cm)

Maximum allowable torque value M8: 20 N-m (204 kgf-cm)

Design Life

EUROBAT(20°C) : >12 YEARS VERY LONG LIFE



- PERFORMANCE DATA

Discharge Rates in Watts to Various End Voltages at 25°C(77°F)

End Voltage		1.85V	1.80V	1.75V	1.70V	1.67V	1.65V	1.60V
2	min	855	977	1087	1197	1282	1373	1450
5	min	733	846	938	1012	1073	1118	1151
8	min	669	729	783	828	863	883	898
10	min	600	647	688	718	743	765	783
15	min	546	571	594	610	620	625	628
30	min	365	371	375	378	380	381	382
45	min	262	267	270	273	275	276	277
60	min	184	197	205	210	212	213	214
90	min	123	132	139	144	147	149	150
120	min	88.5	92.0	94.8	96.8	97.9	98.3	98.5
180	min	69.5	71.3	72.8	73.7	74.1	74.3	74.4
240	min	51.8	53.3	54.2	54.6	54.8	54.9	55.0
300	min	44.9	46.3	47.3	47.9	48.1	48.3	48.5
480	min	28.0	28.8	29.5	30.0	30.3	30.5	30.6
600	min	25.2	26.1	26.7	27.0	27.1	27.2	27.3
1200	min	13.1	13.6	13.9	14.0	14.1	14.1	14.2

Discharge Rates in Amperes to Various End Voltages at 25°C(77°F)

End Voltage		1.85V	1.80V	1.75V	1.70V	1.67V	1.65V	1.60V
2	min	460	540	615	685	745	805	860
5	min	390	465	530	578	610	635	655
8	min	340	395	440	470	485	497	506
10	min	300	350	390	413	423	430	435
15	min	270	304	325	335	341	347	350
30	min	150	168	180	185	188	189	190
45	min	130	139	144	146	147	148	149
60	min	86.4	89.1	90.3	90.7	90.9	91.0	91.1
90	min	63.4	68.4	71.0	72.2	72.9	73.3	73.5
120	min	51.0	57.0	60.0	60.6	61.0	61.2	61.6
180	min	34.0	37.5	38.0	38.5	38.7	38.9	39.0
240	min	26.3	28.6	30.2	30.8	31.2	31.5	31.6
300	min	23.0	25.5	25.8	26.0	26.1	26.2	26.3
480	min	16.2	16.8	17.3	17.5	17.6	17.7	17.7
600	min	13.7	15.0	15.2	15.3	15.4	15.5	15.6
1200	min	7.20	7.38	7.51	7.53	7.54	7.55	7.56

All data on the spec. sheet is an average value:

The tolerance range : $X < 6\text{min}$ (+15%~-15%), $6\text{min} \leq X < 10\text{min}$ (+12%~-12%), $10\text{min} \leq X < 60\text{min}$ (+8%~-8%), $X \geq 60\text{min}$ (+5%~-5%)

250226-1A